



Surface Coat™

To rejuvenate, highlight and protect asphalt and concrete pavements

Barker College Hornsby, NSW Blue Group Projects

SUITABLE FOR:



Residential Paving



Pedestrian Walkways



Carparks



Playgrounds



Warehouses



Concrete & Asphalt paving

BENEFITS OF SURFACE COAT™

Rejuvenate and protect surfaces

- Rejuvenate the appearance of asphalt and concrete pavements
- Extend pavement life by protecting it from UV damage

Enhance qualities of pavements

- Ideal for waterproofing pavements
- Can improve slip resistance on concrete surfaces

Made in Australia

- Manufactured and tested under stringent quality-controlled conditions

Various colours available

- Black, brown, green, grey and red colours available

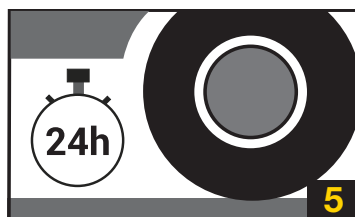
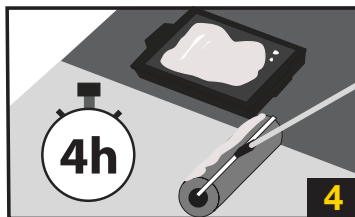

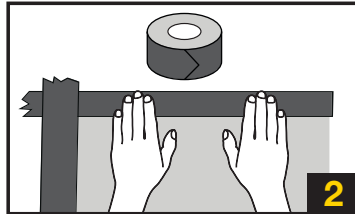



Surface Coat™

INSTRUCTIONS FOR USE

Before applying Surface Coat™

- Allow new asphalt surfaces to cure for a minimum of 30 days prior to applying Surface Coat™. New concrete surfaces must cure for a minimum of 14 days.
- Repair any surface cracks with a suitable crack sealant preferably 30 days before applying Surface Coat™.
- Apply Surface Coat™ when the outside temperature is between 10°C and 30°C.
- Make sure there is no rain forecast for at least six hours.



Scan the QR code with your phone camera or app to see the visual impact of Surface Coat and follow the instructional video.

To apply Surface Coat™

1. For optimum results wash the area and ensure the surface is dry and clear of loose stones and debris.
2. Mask the edges of the area being coated with suitable tape to leave a neat edge.
3. Mix the Surface Coat™ well, ideally with a large paint paddle or drill mounted paint mixer.
4. Apply Surface Coat™ using a tray and 200mm+ roller. Apply in approx 1m² areas, first in one direction and then rolling back at 90 degrees to ensure complete coverage.
5. Leave Surface Coat™ to dry for a minimum of four hours before applying a second coat, removing the edging tape or allowing pedestrian use. It is recommended to leave Surface Coat™ for 24 hours before opening to vehicle use.

Quick tips:

- Consider the environment when applying Surface Coat™ and apply sparingly to prevent runoff from contaminating drains and waterways.
- Multiple coats will enhance the overall finish.

CONTACT US

Visit www.boral.com.au/asphalt for more information about Boral's range of asphalt products.

For orders and enquiries about Surface Coat™, please call us on

1800 555 445

or email surfacecoat@boral.com.au

The particular circumstances of asphalt projects, including site conditions, equipment and weather can vary significantly and dictate the use of particular materials and techniques to address challenges presented by those circumstances. The application guide should be viewed as a general reference only. Boral recommends you seek professional advice tailored to your project before using this product.

©2020 Boral Limited. Boral, the Boral logo and Build something great and Surface Coat are trade marks or registered trade marks of Boral Limited or one of its subsidiaries. Copyright Boral Construction Materials Limited ACN 000 614 826 – all rights reserved 2020. BCC_17054 06/2020